

Brute[®] Hydraulic Motor-Driven Vibrators

CCV Series

With an integral clamp foot, these powerful vibrators suit portable applications like railcar unloading.

DV Series

For permanent installation on large vessels, these vibrators come with four- or six-bolt-hole mount bases.

CV Series

CV Series Vibrators incorporate two bolt-holes for permanent mounting on hoppers, bins, or chutes. Also available for DC electric power.


CC Series

With its cradle lug bracket, the CC Series is suited for applications requiring portability and position changes.

Rule-of-thumb vibrator sizing:
 One pound of vibrator force for every ten pounds of bin content. Mount vibrator as close as possible to material outlet. Reinforce mount area to prevent flexure of bin wall at mount location.

Force output data derived from vibrator mounted to 10,000-pound (4530 kg) test block. Frequency and force will decrease on less rigid block.

1. High-Grade Ductile Iron Case provides maximum durability.
2. Low-Maintenance Bearings require lubrication after 500 hours of service.
3. Integral Clamp Foot on CCV Series provides portability and positive mounting.
4. Powerful, Efficient Motor for long service life, minimal power consumption.
5. Adjustable Eccentrics allow tuning of force output of most models to match application.



CCV Series



DV Series



CV Series



CC Series

PERFORMANCE DATA

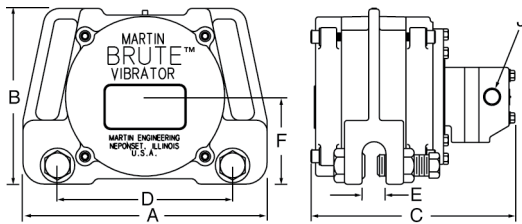
Model	Force Output				Shipping Weight		Part Number	
	Maximum		Minimum				w/Greased Bearings	w/Oil Bath Bearings
	lb	n	lb	n	lb	kg		
CV2.0-2HB	614	2731	41	182	23	10.4	32005	—
CV2.8-5HB CC2.8-5HB	4715	20,973	910	4048	45 52	20.4 23.6	29765 29759	— —
CCV4-5HB DV4-5HB	4660	20,729	1000	4448	60 70	27.2 31.8	29775 29768	29778 29766
CCV6-25-8HA DV6-25-8HA	8500	37,810	4400	19,572	110 115	50.0 52.2	— 18137-02	22108-02 22111-02
CCV6-50-8HA DV6-50-8HA	9500	42,258	4500	20,017	110 115	50.0 52.2	— 18137-04	22108-04 22111-04

TECHNICAL DATA SHEET

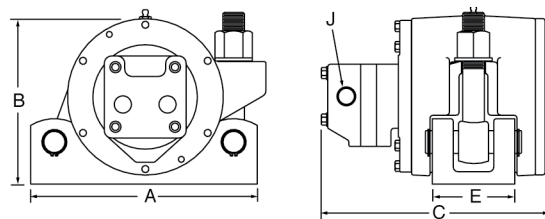
DIMENSIONS

Model	A	B	C	D	E	F	G	H	J
CV2.0	8.0 (203)	5.13 (130)	7.78 (198)	6.25 (159)	2.0 (51)	N/A	1.0 (25)	0.5 (13)	0.5 (13)
CC2.8	9.0 (229)	7.12 (186)	9.50 (241)	N/A	3.0 (76)	3.44 (86)	N/A	N/A	0.5 (13)
CV2.8	9.87 (251)	6.87 (174)	9.81 (249)	8.0 (203)	3.0 (76)	3.44 (86)	0.875 (22)	0.75 (19)	0.5 (13)
CCV4	11.5 (292)	8.25 (210)	9.63 (245)	8.25 (210)	0.94 (24)	4.12 (205)	N/A	N/A	0.5 (13)
DV4	12.0 (305)	8.12 (206)	9.62 (244)	4- holes 2.5 x 10.5 (63.5 x 267)	4.0 (102)	4.0 (102)	0.875 (22)	0.625 (15.0)	0.5 (13)
CCV6	11.3 (287)	11.3 (287)	12.28 (312)	11.25 (286)	1.0 (25)	5.62 (143)	N/A	N/A	0.5 (13)
DV6	18.0 (457)	11.0 (279)	12.63 (321)	6- holes 2 x 2 x 16 (51 x 51 x 406)	6.0 (152)	5.56 (141)	1.12 (29)	0.75 (19)	0.5 (13)

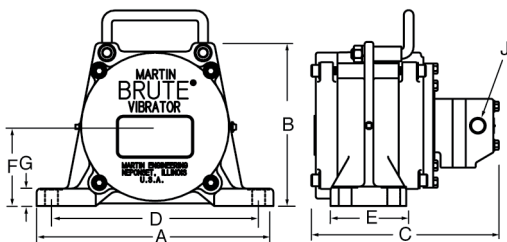
CCV Series



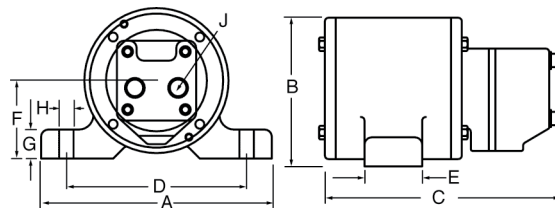
CC Series



DV Series



CV Series



Martin Engineering USA

One Martin Place
 Neponset, IL 61345-9766 USA
 800 544 2947 or 309 852 2384
 Fax 800 814 1553
www.martin-eng.com

**COMPANY WITH
 QUALITY SYSTEM
 CERTIFIED BY DNV
 = ISO 9001:2008 =**

Problem Solved™ GUARANTEED!

Form No. L3413-09/12
 © Martin Engineering Company 1997, 2012